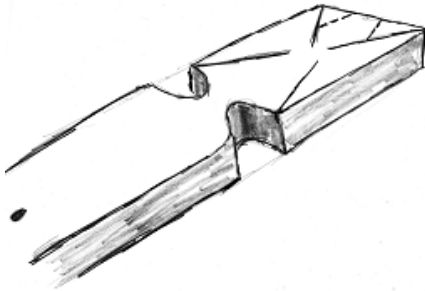


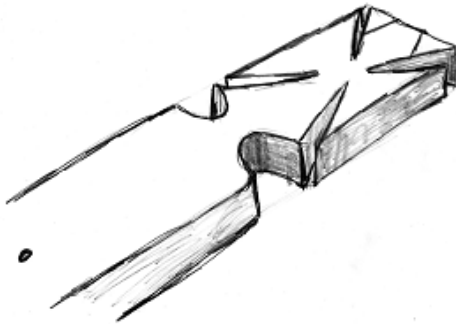
Forged Angel Hook

By: Bill Clemens



Made from 5 inches of 1/4" x 1" Stock

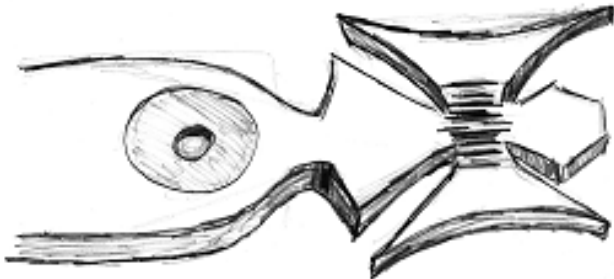
Begin by marking bar at 2 inches and at 5 inches from end.



Fuller in at 2 inches to about 1/4 in wide.

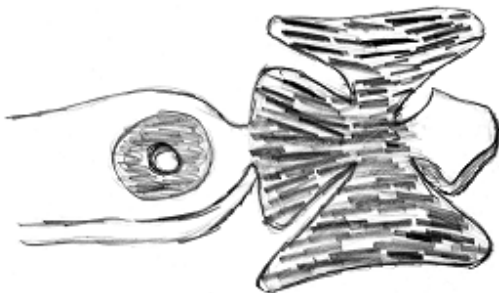
Cool and mark cut lines with cold chisel as shown above. Top diagonal lines are at 45 degrees and about 1/2 in long. Bottom lines start approximately 1/4 inch below top lines and extent to corners of fullered edge.

Heat and cut with chisel from one side only. Back with Cutting plate to protect anvil face.




Round bottom edges of fullered area. Use large bull nose punch or ball pein hammer to create a dimple for mounting hole. Punch hole. Cut corners off to form head. Now begin to spread wings, starting

at center with a small cross pein hammer.



Once wings are separated from body round top corners of head on edge of anvil. Then continue to forge wings and body with small cross pein hammer. Use cross pein in line with points to spread and soften them first before spreading the rest of the wings.



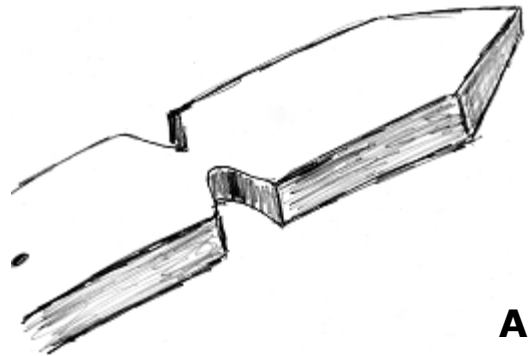


5 inches of 1/4"
x 1" Stock

Mark bar at 3
inches (for tree)
and 5 inches (2
inches for hook)

Tree Hook

By: Bill Clemens



A

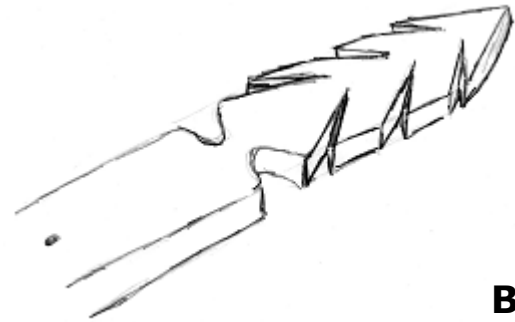
Photo A

Forge a short point on bar for top of tree. Keep thickness of point at about 1/8" thick.

Fuller at 3 inch mark to about 1/4 inch wide.

Photo B

Cool bar and mark cuts to form branches. Note spacing of cut increases from top to bottom of tree. Also as show the cuts are symmetric and about 1/4 inch short of center line of bar. One tree in picture was forged with staggered cuts, for a different look.




B

Photo C

Finish cuts working only from one side and using cutting plate to protect anvil face.

Photo D

Use small cross pein hammer to forge tree. Start by fullering down the center of tree to help separate the branches.



C

Use bull nose punch to make dimple and then punch mounting hole.

Cut bar at 5 inch mark and forge hook.



D

Bill Clemens is an ABANA Board Member and one of the organizers of this year's ABANA Conference in Rapid City, South Dakota. July 18-21. He is an excellent smith and has had work featured in the *Anvil's Ring*. At Jymm Hoffman's this fall, Bill attended the event and brought the "Angel Hook". This simple hook can be a great gift for those individuals that would appreciate a blacksmith item. Yes, you still have time to make that gift—no excuses!!!!